

Registering For Sirona Connect

It costs nothing to send digital impressions to **Qualident Dental Lab** using CEREC AC and Sirona Connect. To register for a free account:

- 1) Open a web browser (e.g., Explorer, Safari, Chrome) and navigate to: www.sirona-connect.com.
- 2) Click the orange *Dentist Registration* link (see arrow). Enter a username and password that is short, and easy to remember. Click the box next to *I'm not a robot* and click *Next*. Fill out your contact information.

NOTE: PLEASE WRITE DOWN YOUR USERNAME AND PASSWORD SO YOU DON'T FORGET IT.

The left screenshot shows a 'Login' form with fields for 'Username' and 'Password', and a 'Login' button. Below the fields are two orange links: '> Dentist Registration' and '> Laboratory Registration'. A red arrow points to the 'Dentist Registration' link.

The right screenshot shows a registration form with fields for 'Your favorite username' and 'Your chosen password'. Below these fields is a checkbox labeled 'I'm not a robot' and a CAPTCHA image. At the bottom are 'CANCEL' and 'NEXT' buttons.

- 3) Sign on to the email account for the email address you listed in your contact information. Open the confirmation email from *digital.impressions@sirona-connect.com*, and click on the blue *Activate your SIRONA Connect account* link (see red arrow below). You'll get a second email confirming that your account is now active.

Confirm your E-Mail

Dear Ms. Smith,

welcome to SIRONA Connect. You have successfully registered. But you are not completely finished yet.

Your E-Mail address jsmith@mac.com has been used for your SIRONA Connect account. Before you can log into the system you have to confirm this address and activate your account. You have to click the following link to do that.

[Activate your SIRONA Connect account](#)

Your data

The following data for your practice was saved.

Address	Your contact person
Healthy Smiles 123 Any St. Tigard, OR 97224 Oregon United States	Jane Smith Phone: 971-555-1212 E-Mail: jsmith@mac.com Skype:

We wish you much success with SIRONA Connect.

Best regards

Your SIRONA Connect account has been activated

Dear Ms. Smith,

welcome to SIRONA Connect. Your account has been activated recently.

Next steps

1. Call <https://sirona-connect.com> in your browser and log in with your username and password.
2. Call the "Dentist/My favorite labs" submenu. There you can search for SIRONA Connect laboratories nearby and select the eligible laboratories for your needs.
3. Start your CEREC Connect software, edit a case and send your order via the "CONNECT" button to the lab.

Your data

The following data for your practice was saved.

Address	Your contact person
Healthy Smiles 123 Any St. Tigard, OR 97224 Oregon United States	Jane Smith jsmith@mac.com Phone: 971-555-1212 E-Mail: pro.rep@me.com Skype:

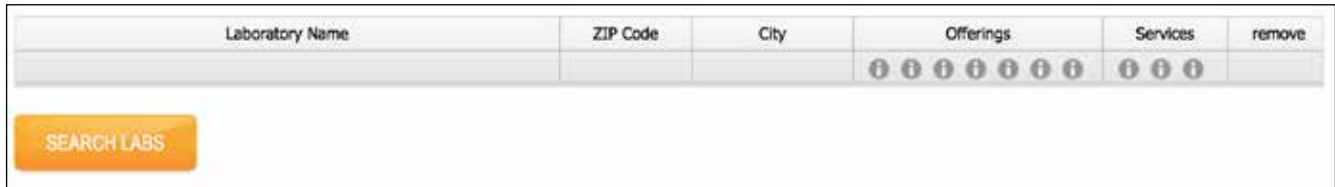
We wish you much success with SIRONA Connect.

4) Open a web browser and go to www.sirona-connect.com, then log in with your username and password from step 2.

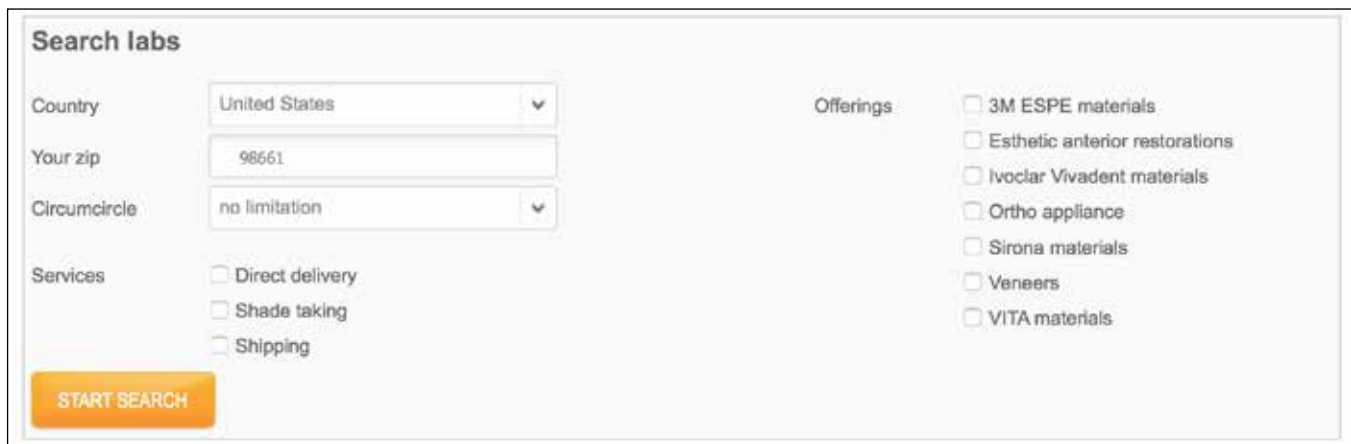
5) Click *My Account*, and then click *My Favorite Laboratories* (see example to the right).



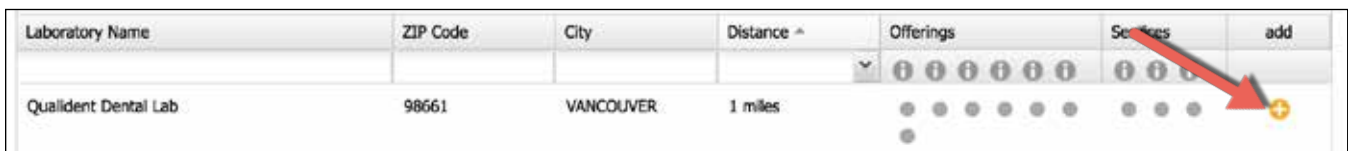
6) Click *Search Labs*.



7) Enter the zip code for **Qualident Dental Lab** (98661) and click *Start Search*.



8) Click the orange plus sign next to **Qualident Dental Lab** (see arrow).



9) When you want to send a case to **Qualident Dental Lab**, open the Sirona Connect software, take your digital impressions, mark your margins and then enter your username and password (from step 2). You'll receive two emails: one confirming that the case was sent, and one confirming that the lab has reviewed the case and will do the work.